

Name

Date
Period

One Word

How would your friends describe you as? List 5 words that you think your friends might use to describe your personality.

- 1.
- 2.
- 3.
- 4.
- 5.

How do you describe yourself? List 5 words that most accurately describe how you perceive yourself.

- 1.
- 2.
- 3.
- 4.
- 5.


How do you want to be seen by others? If you would like to change how other people perceive you as, how would you like them to describe you? List 5 words.

- 1.
- 2.
- 3.
- 4.
- 5.

From the lists above, choose one word that you think describes you the best. If your word is longer than 6 letters, what is a shorter synonym of that word?

Emotive Graffiti Examples

HARD



WET




ROUGH

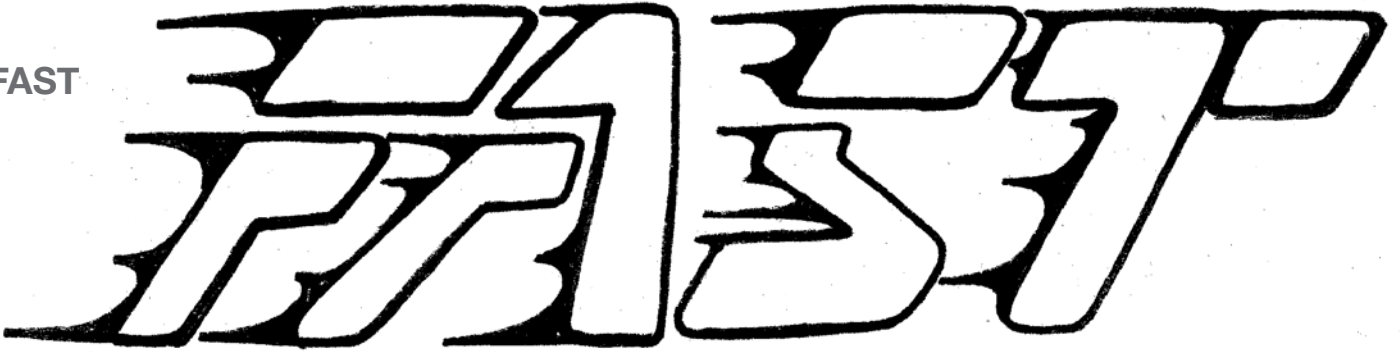


Emotive Graffiti Examples

GENTLE



FAST



BRIGHT



Circle 8-10 words, from the chart below, that describe your new word. Choose words that help visually illustrate and/or conceptually reinforce the meaning of your word.

Broken	Controlled	Thick	Straight	Rough	Shiny	Smooth	Loose
Heavy	Wet	Angry	Burning	Quiet	Organic	Smashing	Sighing
Tall	Short	Scratchy	Tangled	Dry	Slippery	Warm	Hard
Humorous	Soft	Round	Sweet	Cold	Light	Narrowed	Active
Philosophic	Controversial	Weak	Shallow	Piercing	Repulsive	Protruding	Hideous
Attractive	Expressionistic	Sharp	Ringing	Absurd	Bitter	Spiritual	Righteous
Beautiful	Scarred	Dark	Corrupt	Immaculate	Deceitful	Radical	Virtuous
Fascinating	Bright	Slick	Vulgar	Deep	Cheerful	Profound	Pure
Intolerant	Dirty	Glassy	Notorious	Respectable	Gentle	Romantic	Obnoxious

Graffiti Formal Elements exercise

STEP #1

Tape down tracing paper.



STEP #2

Use a chisel tip marker to write text.



Graffiti Formal Elements exercise

STEP #3

Leave ample room between each letter.



STEP #4

Add strokes and embellishments to each letter, thickening the text's width.



Graffiti Formal Elements exercise

STEP #5

Experiment with formal variation, like: serifs, arrows, extensions, etc.



STEP #6

Place another tracing paper over your marker sketch.



Graffiti Formal Elements exercise

STEP #7

Trace the contour of your letters with pencil.



STEP #8

Turn the tracing paper over and trace the drawing. This loads the back side with graphite, in preparation for a transfer.



Graffiti Formal Elements exercise

STEP #9

Place tracing paper right side up on top of drawing paper. Trace the drawing again. This should cause the graphite from the back side to transfer onto the drawing paper.



STEP #10

Pull the tracing paper up periodically, to ensure you transfer the entire drawing.



Graffiti Formal Elements exercise


STEP #11

Your completed transfer should look similar to this.



STEP #12

Outline your transfer with a marker.



Graffiti Formal Elements exercise

STEP #13

You may add a 3-D, border, signatures, etc... Your final drawing should be similar to this.

